
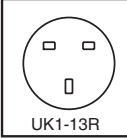
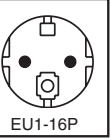

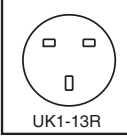
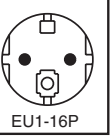

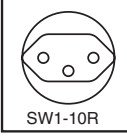
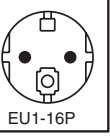

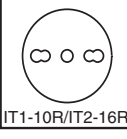
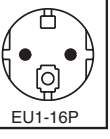

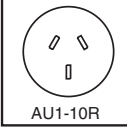
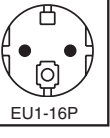

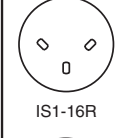
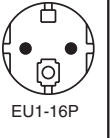
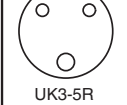



INTERNATIONAL ADAPTERS 2 Pole 3 Wire Grounding

European to European "SCHUKO"

	Receptacle End	Plug End	Cat. No.	Description
			30181	Allows United Kingdom BS1363A UK1-13P (13 ampere 250 volt) plugs to interface with European "SCHUKO" CEE-7 EU1-16R and French FR1-16R receptacles rated 16 ampere 250 volt. Pin diameter is 4.8 mm.
			30182	Allows United Kingdom BS1363A UK1-13P(13 ampere 250 volt) plug to interface with European "SCHUKO" CEE-7 EU1-16R and French FR1-16R receptacles rated 16 ampere 250 volt. Pin diameter is 4.0 mm.
			30190	Allows Swiss SW1-10P (10 ampere 250 volt) plugs to interface with European "SCHUKO" CEE-7 EU1-16R and French FR1-16R receptacles rated 16 ampere 250 volt. Pin diameter is 4.8 mm.
			30230	Allows Italian IT1-10P (10 ampere 250 volt) and IT2-16P (16 ampere 250 volt) plugs to interface with European "SCHUKO" CEE-7 EU1-16R and French FR1-16R receptacles rated 16 ampere 250 volt. Pin diameter is 4.8 mm.
			30240	Allows Australian AU1-10P (10 ampere 250 volt), Chinese CH1-10P (10 ampere 250 volt) and Argentine AR1-10P (10 ampere 250 volt) plugs to interface with European "SCHUKO" CEE-7 EU1-16R and French FR1-16R receptacles rated 16 ampere 250 volt. Pin diameter is 4.0 mm.
			30225	Allows Israeli IS1-16P (16 ampere 250 volt) and United Kingdom UK3-5P (5 ampere 250 volt) plugs to interface with European "SCHUKO" CEE-7 EU1-16R and French FR1-16R receptacles rated 16 ampere 250 volt. Pin diameter is 4.8 mm.
				

NOTES:

1. Adapters often have a different rating on the blade (plug) end and the receptacle end. Caution should be exercised in their use.
2. The over current protection is determined by the plug end.
3. The use of the adapter should be limited to the rating of the adapter.
4. See pages 219 and 220 for dimensional data drawings.

