


# INTERNATIONAL



## ***NEMA WIRING DEVICES LOCKING AND STRAIGHT BLADE***



© 2004 International Configurations, Inc. Entire contents of this catalog copyrighted. [www.InternationalConfig.com](http://www.InternationalConfig.com)

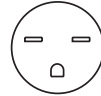
International Configurations, Inc. • P.O. Box 3374 • Enfield, Connecticut 06083 • TEL (860) 749-6380 • FAX (860) 749-2985 153

# HOSPITAL GRADE DEVICES

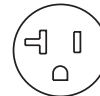
## 2 Pole 3 Wire Grounding



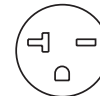
NEMA 5-15




NEMA 6-15



NEMA 5-20




NEMA 6-20



Duplex Receptacle



Single Receptacle



Single Receptacle



Straight Plug



Angle Plug



Connector

CONFIGURATION	RATING	CATALOG NUMBER	APP'LS.	DWG. PAGE
NEMA 5-15R	15A 125V	<b>8200-I</b>	3, 20	250
NEMA 6-15R	15A 250V	<b>Use 8800-I</b>	--	252
NEMA 5-20R	20A 125V	<b>8300-I</b>	20	251
NEMA 6-20R	20A 250V	<b>8800-I</b>	20	252
NEMA 5-15R	15A 125V	<b>8201-I</b>	3, 20	251
NEMA 6-15R	15A 250V	<b>Use 8801-I</b>	--	252
NEMA 5-20R	20A 125V	<b>8301-I</b>	20	251
NEMA 6-20R	20A 250V	<b>8801-I</b>	20	252
NEMA 5-15R	15A 125V	<b>8284-I</b>	3, 20	251
NEMA 6-15R	--	--	--	--
NEMA 5-20R	20A 125V	<b>8384-I</b>	20	251
NEMA 6-20R	--	--	--	--
NEMA 5-15P	15A 125V	<b>5266-XHG</b> <b>8115 *</b>	3, 20	224 250
NEMA 6-15P	15A 250V	<b>5666-XHG</b>	3, 20	228
NEMA 5-20P	20A 125V	<b>5366-XHG</b>	3, 20	226
NEMA 6-20P	20A 250V	<b>5466-XHG</b>	3, 20	227
NEMA 5-15P	15A 125V	<b>5266-HGAN</b>	3, 20	223
NEMA 6-15P	15A 250V	<b>5666-SSAN</b>	3, 20	228
NEMA 5-20P	20A 125V	<b>5366-HGAN</b>	20	226
NEMA 6-20P	20A 250V	<b>5466-SSAN</b>	20	227
NEMA 5-15R	15A 125V	<b>5269-XHG</b> <b>8119 *</b>	3, 20	224 250
NEMA 6-15R	15A 250V	<b>5669-XHG</b>	3, 20	229
NEMA 5-20R	20A 125V	<b>5369-XHG</b>	20	226
NEMA 6-20R	20A 250V	<b>5469-XHG</b>	20	227

Description

**Duplex receptacle, ivory.**  
Hospital grade.  
Back and side wired.  
Nylon face.  
Automatic grounding.  
Available in other colors.

**Single receptacle, ivory.**  
Hospital grade.  
Back and side wired.  
Nylon face.  
Automatic grounding.  
Available in other colors.

**Single receptacle panel mount, ivory.**  
Hospital grade.  
Back and side wired.  
Nylon face.  
Automatic grounding.  
Available in other colors.

**Straight plug.**  
Hospital grade.  
Black cover with clear "see-through" body.  
Back wired design.18-10 AWG  
Impact resistant nylon.  
Cord grip range 0.300"-0.655".  
\* White, cord grip range 0.230"-0.630".

**Angle plug.**  
Hospital grade.  
Back wired design.  
Impact resistant nylon.  
Cord grip range 0.300"-0.655".

**Straight connector.**  
Hospital grade.  
Black cover with clear "see-through" body.  
Back wired design.18-10 AWG  
Impact resistant nylon.  
Cord grip range 0.300"-0.655".  
\* White, cord grip range 0.230"-0.630".

**NOTE: See page 155 for additional "Hospital Grade" devices.**

Approvals: 1.ASTA 2.CEBEC 3.CSA 4.DEMKO 5.PSE(JET) 6.EANSW(DFT) 7.FI 8.GS 9.IMQ 10.JET 11.JIS 12.KEMA 13.NEMKO 14.OVE 15.SAA 16.SABS 17.SEMKO 18.SEV 19.SII 20.UL 21.UTE 22.VDE 23.ISO 24.CCC 25.IRAM 26.BSI



# NEMA 5-15 STRAIGHT BLADE DEVICES

## 2 Pole 3 Wire Grounding

15 Ampere 125 Volt



NEMA 5-15R




NEMA 5-15P


Description	Cat. No.	Approvals	Drawing
<b>Duplex receptacle.</b> Ivory. Side wired. Nylon face. Automatic grounding.	5242-I	3, 20	Pg. 223
Same as receptacle No. 5242-I except <b>brown.</b>	5242	3, 20	Pg. 223
<b>Duplex receptacle.</b> Ivory. Side wired. Thermoplastic face. Commercial grade.	3232-I	20	Pg. 221
<b>Duplex receptacle.</b> Ivory. Back and side wired. Hospital grade. Nylon face. Automatic grounding.	8200-I	3, 20	Pg. 250
<b>Stainless steel wall plate</b> for duplex receptacles. Type 302 SS.	93101	3, 20	Pg. 257
<b>Single receptacle.</b> Ivory. Side wired. Nylon face.	5251-I	20	Pg. 223
<b>Single receptacle.</b> Ivory. Back and side wired. Hospital grade. Nylon face. Automatic grounding.	8201-I	3, 20	Pg. 251
<b>Stainless steel wall plate</b> for single receptacles. Type 302 SS.	93091	3, 20	Pg. 257
<b>Single receptacle.</b> Ivory. Panel mount design. Side wired.	5258-I	3, 20	Pg. 223
Same as receptacle No. 5258-I except <b>brown.</b>	5258	3, 20	Pg. 223
<b>Single receptacle.</b> Ivory. Panel mount, back and side wired. Hospital grade. Nylon face.	8284-I	3, 20	Pg. 251
<b>Adapter.</b> Allows 2 pole 3 wire NEMA 5-15P plugs to mate with 2 pole 2 wire NEMA 1-15R receptacles.	30500		
<b>Single receptacle.</b> Black. Snap-in panel mount. See drawings for terminal variations.	4300.0701 4300.0702 4300.0703	3, 20 3, 20 3, 20	Pg. 221 Pg. 222 Pg. 222




5242-I



8200-I




5251-I



8201-I



5258-I



8284-I



30500



4300.0701

4300.0702

**NOTE: See page 154 for additional "Hospital Grade" devices.**

**Approvals:** 1.ASTA 2.CEBEC 3.CSA 4.DEMKO 5.PSE(JET) 6.EANSW(DFT) 7.FI 8.GS 9.IMQ 10.JET 11.JIS 12.KEMA 13.NEMKO 14.OVE 15.SAA 16.SABS 17.SEMKO 18.SEV 19.SII 20.UL 21.UTE 22.VDE 23.ISO 24.CCC 25.IRAM 26.BSI




# NEMA 5-15 STRAIGHT BLADE DEVICES

## 2 Pole 3 Wire Grounding



















15 Ampere 125 Volt



NEMA 5-15R



NEMA 5-15P

		Cat. No.	Approvals	Drawing	Description
		5266-X	3, 20	Pg. 224	<b>Straight plug, specification grade.</b> Black. Back wired. Impact resistant nylon. Cord grip range 0.300" - 0.655". Terminals accept #18-#10 AWG conductors.
		5266-XBK	3, 20	Pg. 224	<b>Straight plug, commercial grade.</b> Black. Impact resistant nylon. Cord grip range 0.230" - 0.625".
		5266-SSAN	3, 20	Pg. 224	<b>Angle plug, specification grade.</b> Black. Back wired. Impact resistant nylon. Cord grip range 0.300" - 0.656".
		5266-HGAN	3, 20	Pg. 223	<b>Angle plug, specification grade.</b> Gray. Back wired. Impact resistant nylon. Hospital grade. Clear "see-through" cover. Cord grip range 0.300" - 0.656".
		5269-X	3, 20	Pg. 224	<b>Straight connector, specification grade.</b> Black. Back wired. Impact resistant nylon. Cord grip range 0.300" - 0.655". Terminals accept #18-#10 AWG conductors.
		5269-BK	3, 20	Pg. 225	<b>Straight connector, commercial grade.</b> Black. Impact resistant nylon. Cord grip range 0.230" - 0.625".
		5269-XHG	3, 20	Pg. 224	<b>Straight connector, specification grade.</b> Black. Back wired. Impact resistant nylon. Hospital grade. Clear "see-through" body. Cord grip range 0.300" - 0.655". Terminals accept #18-#10 AWG conductors.
		5278-SS	3, 20	Pg. 224	<b>Flanged inlet, specification grade.</b> Gray. Flush mount design. Back wired.
		5279-SS	3, 20	Pg. 224	<b>Flanged outlet, specification grade.</b> Gray. Flush mount design. Back wired.

**NOTE: See page 154 for additional "Hospital Grade" devices.**

**Approvals:** 1.ASTA 2.CEBEC 3.CSA 4.DEMKO 5.PSE(JET) 6.EANSW(DFT) 7.FI 8.GS 9.IMQ 10.JET 11.JIS 12.KEMA 13.NEMKO 14.OVE 15.SAA 16.SABS 17.SEMKO 18.SEV 19.SII 20.UL 21.UTE 22.VDE 23.ISO 24.CCC 25.IRAM 26.BSI



# NEMA 6-15 STRAIGHT BLADE DEVICES

## 2 Pole 3 Wire Grounding

15 Ampere 250 Volt




NEMA 6-15R



NEMA 6-15P

Description	Cat. No.	Approvals	Drawing
<b>Duplex receptacle.</b> Ivory. Side wired. Nylon face. Automatic grounding.	5642-I	3, 20	Pg. 228
<b>Stainless steel wall plate</b> for duplex receptacles. Type 302 SS.	93101	3, 20	Pg. 257
<b>Single receptacle.</b> Ivory. Side wired. Nylon face.	5651-I	20	Pg. 228
<b>Stainless steel wall plate</b> for single receptacles. Type 302 SS.	93091	3, 20	Pg. 257
<b>Single receptacle.</b> Ivory. Panel mount design. Side wired.	5658-I	3, 20	Pg. 228
Same as receptacle No. 5658-I except <b>brown.</b>	5658	3, 20	Pg. 228



5642-I



5651-I



5658-I

**NOTE: See page 154 for additional "Hospital Grade" devices.**

**Approvals:** 1.ASTA 2.CEBEC 3.CSA 4.DEMKO 5.PSE(JET) 6.EANSW(DFT) 7.FI 8.GS 9.IMQ 10.JET 11.JIS 12.KEMA 13.NEMKO 14.OVE 15.SAA 16.SABS 17.SEMKO 18.SEV 19.SII 20.UL 21.UTE 22.VDE 23.ISO 24.CCC 25.IRAM 26.BSI



© 2004 International Configurations, Inc. Entire contents of this catalog copyrighted. [www.InternationalConfig.com](http://www.InternationalConfig.com)

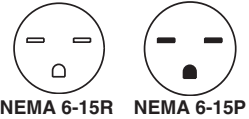
International Configurations, Inc. • P.O. Box 3374 • Enfield, Connecticut 06083 • TEL (860) 749-6380 • FAX (860) 749-2985 157



# NEMA 6-15 STRAIGHT BLADE DEVICES

## 2 Pole 3 Wire Grounding

15 Ampere 250 Volt



5666-X



5666-XHG



5666-SSAN



5669-X



5669-XHG



5678-SS



5679-SS

Cat. No.	Approvals	Drawing	Description
5666-X	3, 20	Pg. 228	<b>Straight plug, specification grade.</b> Black. Back wired. Impact resistant nylon. Cord grip range 0.300" - 0.655". Terminals accept #18-#10 AWG conductors.
5666-BK	3, 20	Pg. 228	<b>Straight plug, commercial grade.</b> Black. Impact resistant nylon. Cord grip range 0.230" - 0.625".
5666-XHG	3, 20	Pg. 228	<b>Straight plug, specification grade.</b> Black. Back wired. Impact resistant nylon. Hospital grade. Clear "see-through" body. Cord grip range 0.300" - 0.655". Terminals accept #18-#10 AWG conductors.
5666-SSAN	3, 20	Pg. 228	<b>Angle plug, specification grade.</b> Black. Back wired. Impact resistant nylon. Cord grip range 0.300" - 0.656". Hospital grade.
5669-X	3, 20	Pg. 229	<b>Straight connector, specification grade.</b> Black. Back wired. Impact resistant nylon. Cord grip range 0.300" - 0.655". Terminals accept #18-#10 AWG conductors.
5669-BK	3, 20	Pg. 229	<b>Straight connector, commercial grade.</b> Black. Impact resistant nylon. Cord grip range 0.230" - 0.625".
5669-XHG	3, 20	Pg. 229	<b>Straight connector, specification grade.</b> Black. Back wired. Impact resistant nylon. Hospital grade. Clear "see-through" body. Cord grip range 0.300" - 0.655". Terminals accept #18-#10 AWG conductors.
5678-SS	3, 20	Pg. 229	<b>Flanged inlet, specification grade.</b> Gray. Flush mount design. Back wired.
5679-SS	3, 20	Pg. 229	<b>Flanged outlet, specification grade.</b> Gray. Flush mount design. Back wired.

**NOTE: See page 154 for additional "Hospital Grade" devices.**

**Approvals:** 1.ASTA 2.CEBEC 3.CSA 4.DEMKO 5.PSE(JET) 6.EANSW(DFT) 7.FI 8.GS 9.IMQ 10.JET 11.JIS 12.KEMA 13.NEMKO 14.OVE 15.SAA 16.SABS 17.SEMKO 18.SEV 19.SII 20.UL 21.UTE 22.VDE 23.ISO 24.CCC 25.IRAM 26.BSI



# NEMA 5-20 STRAIGHT BLADE DEVICES

## 2 Pole 3 Wire Grounding

20 Ampere 125 Volt



NEMA 5-20R




NEMA 5-20P


Description	Cat. No.	Approvals	Drawing
<b>Duplex receptacle.</b> Ivory. Side wired. Nylon face. Automatic grounding.	5342-I	20	Pg. 225
Same as receptacle No. 5342-I except <b>brown.</b>	5342	20	Pg. 225
<b>Duplex receptacle.</b> Ivory. Back and side wired. Hospital grade. Nylon face. Automatic grounding.	8300-I	20	Pg. 251
<b>Stainless steel wall plate</b> for duplex receptacles. Type 302 SS.	93101	3, 20	Pg. 257
<b>Single receptacle.</b> Ivory. Side wired. Nylon face.	5351-I	20	Pg. 225
<b>Single receptacle.</b> Ivory. Back and side wired. Hospital grade. Nylon face. Automatic grounding.	8301-I	20	Pg. 251
<b>Stainless steel wall plate</b> for single receptacles. Type 302 SS.	93091	3, 20	Pg. 257
<b>Single receptacle.</b> Ivory. Panel mount design. Side wired.	5358-I	20	Pg. 226
Same as receptacle No. 5358-I except <b>brown.</b>	5358	20	Pg. 225
<b>Single receptacle.</b> Ivory. Panel mount, back and side wired. Hospital grade. Nylon face. Automatic grounding.	8384-I	20	Pg. 251




5342-I



8300-I




5351-I



8301-I



5358-I



8384-I

**NOTE: See page 154 for additional "Hospital Grade" devices.**


**Approvals:** 1.ASTA 2.CEBEC 3.CSA 4.DEMKO 5.PSE(JET) 6.EANSW(DFT) 7.FI 8.GS 9.IMQ 10.JET 11.JIS 12.KEMA 13.NEMKO 14.OVE 15.SAA 16.SABS 17.SEMKO 18.SEV 19.SII 20.UL 21.UTE 22.VDE 23.ISO 24.CCC 25.IRAM 26.BSI











# NEMA 5-20 STRAIGHT BLADE DEVICES

## 2 Pole 3 Wire Grounding

20 Ampere 125 Volt



		Cat. No.	Approvals	Drawing	Description
		5366-X	3, 20	Pg. 226	<b>Straight plug, specification grade.</b> Black. Back wired. Impact resistant nylon. Cord grip range 0.300" - 0.655". Terminals accept #18-#10 AWG conductors.
		5366-XHG	3, 20	Pg. 229	<b>Straight plug, commercial grade.</b> Black. Impact resistant nylon. Cord grip range 0.230" - 0.625".
		5366-XHG	3, 20	Pg. 226	<b>Straight plug, specification grade.</b> Black. Back wired. Impact resistant nylon. Hospital grade. Clear "see-through" body. Cord grip range 0.300" - 0.655". Terminals accept #18-#10 AWG conductors.
		5366-SSAN	3, 20	Pg. 226	<b>Angle plug, specification grade.</b> Black. Back wired. Impact resistant nylon. Cord grip range 0.300" - 0.656".
		5366-HGAN	3, 20	Pg. 226	<b>Angle plug, specification grade.</b> Gray. Back wired. Impact resistant nylon. Hospital grade. Clear "see-through" cover. Cord grip range 0.300" - 0.656".
		5369-X	20	Pg. 226	<b>Straight connector, specification grade.</b> Black. Back wired. Impact resistant nylon. Cord grip range 0.300" - 0.655". Terminals accept #18-#10 AWG conductors.
		5374-BK	3, 20	Pg. 226	<b>Straight connector, commercial grade.</b> Black. Impact resistant nylon. Cord grip range 0.230" - 0.625".
		5369-XHG	20	Pg. 226	<b>Straight connector, specification grade.</b> Black. Back wired. Impact resistant nylon. Hospital grade. Clear "see-through" body. Cord grip range 0.300" - 0.655". Terminals accept #18-#10 AWG conductors.
		5378-SS	20	Pg. 226	<b>Flanged inlet, specification grade.</b> Gray. Flush mount design. Back wired.
		5379-SS	20	Pg. 226	<b>Flanged outlet, specification grade.</b> Gray. Flush mount design. Back wired.

**NOTE: See page 154 for additional "Hospital Grade" devices.**

**Approvals:** 1.ASTA 2.CEBEC 3.CSA 4.DEMKO 5.PSE(JET) 6.EANSW(DFT) 7.FI 8.GS 9.IMQ 10.JET 11.JIS 12.KEMA 13.NEMKO 14.OVE 15.SAA 16.SABS 17.SEMKO 18.SEV 19.SII 20.UL 21.UTE 22.VDE 23.ISO 24.CCC 25.IRAM 26.BSI





# NEMA 6-20 STRAIGHT BLADE DEVICES

## 2 Pole 3 Wire Grounding

20 Ampere 250 Volt




NEMA 6-20R




NEMA 6-20P


Description	Cat. No.	Approvals	Drawing
<b>Duplex receptacle.</b> Ivory. Back and side wired. Nylon face. Automatic grounding.	5862-I	20	Pg. 229
<b>Duplex receptacle.</b> Ivory. Back and side wired. Hospital grade. Nylon face. Automatic grounding.	8800-I	20	Pg. 252
<b>Stainless steel wall plate</b> for duplex receptacles. Type 302 SS.	93101	3, 20	Pg. 257
<b>Single receptacle.</b> Ivory. Side wired. Nylon face.	5851-I	20	Pg. 229
<b>Single receptacle.</b> Ivory. Back and side wired. Hospital grade. Nylon face. Automatic grounding.	8801-I	20	Pg. 252
<b>Stainless steel wall plate</b> for single receptacles. Type 302 SS.	93091	3, 20	Pg. 257
<b>Single receptacle.</b> Ivory. Panel mount design. Side wired.	5858-I	20	Pg. 229
Same as receptacle No. 5858-I except <b>brown.</b>	5858	20	Pg. 229




5862-I



8800-I



5851-I



8801-I



5858-I

**NOTE: See page 154 for additional "Hospital Grade" devices.**

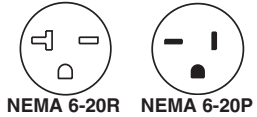
**Approvals:** 1.ASTA 2.CEBEC 3.CSA 4.DEMKO 5.PSE(JET) 6.EANSW(DFT) 7.FI 8.GS 9.IMQ 10.JET 11.JIS 12.KEMA 13.NEMKO 14.OVE 15.SAA 16.SABS 17.SEMKO 18.SEV 19.SII 20.UL 21.UTE 22.VDE 23.ISO 24.CCC 25.IRAM 26.BSI



# NEMA 6-20 STRAIGHT BLADE DEVICES

## 2 Pole 3 Wire Grounding

20 Ampere 250 Volt



5466-X



5466-XHG



5466-SSAN



5469-X



5469-XHG



5478-SS



5479-SS

Cat. No.	Approvals	Drawing	Description
5466-X	3, 20	Pg. 227	<b>Straight plug, specification grade.</b> Black. Back wired. Impact resistant nylon. Cord grip range 0.300" - 0.655". Terminals accept #18-#10 AWG conductors.
5864-BK	3, 20	Pg. 230	<b>Straight plug, commercial grade.</b> Black. Impact resistant nylon. Cord grip range 0.230" - 0.625".
5466-XHG	3, 20	Pg. 227	<b>Straight plug, specification grade.</b> Black. Back wired. Impact resistant nylon. Hospital grade. Clear "see-through" body. Cord grip range 0.300" - 0.655". Terminals accept #18-#10 AWG conductors.
5466-SSAN	3, 20	Pg. 227	<b>Angle plug, specification grade.</b> Black. Back wired. Impact resistant nylon. Cord grip range 0.300" - 0.655". Hospital grade.
5469-X	20	Pg. 227	<b>Straight connector, specification grade.</b> Black. Back wired. Impact resistant nylon. Cord grip range 0.300" - 0.655". Terminals accept #18-#10 AWG conductors.
5866-BK	20	Pg. 230	<b>Straight connector, commercial grade.</b> Black. Impact resistant nylon. Cord grip range 0.230" - 0.625".
5469-XHG	20	Pg. 227	<b>Straight connector, specification grade.</b> Black. Back wired. Impact resistant nylon. Hospital grade. Clear "see-through" body. Cord grip range 0.300" - 0.655". Terminals accept #18-#10 AWG conductors.
5478-SS	20	Pg. 227	<b>Flanged inlet, specification grade.</b> Gray. Flush mount design. Back wired.
5479-SS	20	Pg. 227	<b>Flanged outlet, specification grade.</b> Gray. Flush mount design. Back wired.

**NOTE: See page 154 for additional "Hospital Grade" devices.**

**Approvals:** 1.ASTA 2.CEBEC 3.CSA 4.DEMKO 5.PSE(JET) 6.EANSW(DFT) 7.FI 8.GS 9.IMQ 10.JET 11.JIS 12.KEMA 13.NEMKO 14.OVE 15.SAA 16.SABS 17.SEMKO 18.SEV 19.SII 20.UL 21.UTE 22.VDE 23.ISO 24.CCC 25.IRAM 26.BSI



# NEMA L5-15 LOCKING DEVICES


## 2 Pole 3 Wire Grounding

15 Ampere 125 Volt




NEMA L5-15R NEMA L5-15P

Description	Cat. No.	Approvals	Drawing
<b>Duplex receptacle.</b> Brown. Back and side wired.	4700	3, 20	Pg. 222
<b>Stainless steel wall plate</b> for duplex receptacles. Type 302 SS.	93101	3, 20	Pg. 257
<b>Single receptacle.</b> Brown. Back and side wired.	4710	3, 20	Pg. 222
<b>Stainless steel wall plate</b> for single receptacles. Type 302 SS.	93091	3, 20	Pg. 257
<b>Straight plug.</b> Black. Back wired. Impact resistant nylon. Cord grip range 0.300" - 0.655". Terminals accept #18-#10 AWG conductors. <b>NOTE:</b> See page 31 for cord sets with molded on NEMA L5-15P plugs.	L515-P	3, 20	Pg. 259
<b>Angle plug.</b> Gray. Back wired. Impact resistant nylon. Cord grip range 0.230" - 0.655".	4720-SSAN	3, 20	Pg. 222
<b>Straight connector.</b> Black. Back wired. Impact resistant nylon. Cord grip range 0.300" - 0.655". Terminals accept #18-#10 AWG conductors.	L515-C	3, 20	Pg. 259
<b>Flanged inlet.</b> Gray. Flush mount design. Back wired.	4716-SS	3, 20	Pg. 222
<b>Flanged outlet.</b> Gray. Flush mount design. Back wired.	4715-SS	3, 20	Pg. 222



4700



4710



L515-P



4720-SSAN



L515-C



4716-SS



4715-SS

**Approvals:** 1.ASTA 2.CEBEC 3.CSA 4.DEMKO 5.PSE(JET) 6.EANSW(DFT) 7.FI 8.GS 9.IMQ 10.JET 11.JIS 12.KEMA 13.NEMKO 14.OVE 15.SAA 16.SABS 17.SEMKO 18.SEV 19.SII 20.UL 21.UTE 22.VDE 23.ISO 24.CCC 25.IRAM 26.BSI



© 2004 International Configurations, Inc. Entire contents of this catalog copyrighted. [www.InternationalConfig.com](http://www.InternationalConfig.com)

International Configurations, Inc. • P.O. Box 3374 • Enfield, Connecticut 06083 • TEL (860) 749-6380 • FAX (860) 749-2985 163

# NEMA L6-15 LOCKING DEVICES

## 2 Pole 3 Wire Grounding

15 Ampere 250 Volt



4550



4560



L615-P



L615-C



L615-FO



L615-FI

Cat. No.	Approvals	Drawing	Description
4550	20	Pg. 222	<b>Duplex receptacle.</b> Brown. Back and side wired.
93101	3, 20	Pg. 257	<b>Stainless steel wall plate</b> for duplex receptacles. Type 302 SS.
4560	3, 20	Pg. 222	<b>Single receptacle.</b> Brown. Side wired.
93091	3, 20	Pg. 257	<b>Stainless steel wall plate</b> for single receptacles. Type 302 SS.
L615-P	3, 20	Pg. 260	<b>Straight plug.</b> Black. Back wired. Impact resistant nylon. Cord grip range 0.300" - 0.655". Terminals accept #18-#10 AWG conductors. <b>NOTE:</b> See page 31 for cord sets with molded on NEMA L6-15P plugs.
L615-FO	3, 20	Pg. 260	<b>Flanged outlet.</b> Gray. Flush mount design. Back wired.
L615-FI	3, 20	Pg. 260	<b>Flanged inlet.</b> Gray. Flush mount design. Back wired.
L615-C	3, 20	Pg. 260	<b>Straight connector.</b> Black. Back wired. Impact resistant nylon. Cord grip range 0.300" - 0.655". Terminals accept #18-#10 AWG conductors.

**Approvals:** 1.ASTA 2.CEBEC 3.CSA 4.DEMKO 5.PSE(JET) 6.EANSW(DFT) 7.FI 8.GS 9.IMQ 10.JET 11.JIS 12.KEMA 13.NEMKO 14.OVE 15.SAA 16.SABS 17.SEMKO 18.SEV 19.SII 20.UL 21.UTE 22.VDE 23.ISO 24.CCC 25.IRAM 26.BSI

© 2004 International Configurations, Inc. Entire contents of this catalog copyrighted. www.InternationalConfig.com



# NEMA L5-20 LOCKING DEVICES

## 2 Pole 3 Wire Grounding

20 Ampere 125 Volt



Description	Cat. No.	Approvals	Drawing
<b>Single receptacle.</b> Black. Back and side wired. Impact resistant nylon.	L520-R	3, 20	Pg. 259
<b>Stainless steel wall plate</b> for NEMA L5-20R receptacle. Type 302 SS.	93191	3, 20	Pg. 257
<b>Straight plug.</b> Black. Back wired. Impact resistant nylon. Cord grip range 0.275" - 0.780". Terminals accept #16-#10 AWG conductors. <b>NOTE:</b> See page 32 for cord sets with molded on NEMA L5-20P plugs.	L520-P	3, 20	Pg. 259
<b>Straight connector.</b> Black. Back wired. Impact resistant nylon. Cord grip range 0.275" - 0.780". Terminals accept #16-#10 AWG conductors.	L520-C	3, 20	Pg. 259
<b>Flanged inlet.</b> Gray. Flush mount design. Back wired.	L520-FI	3, 20	Pg. 259
<b>Flanged outlet.</b> Gray. Flush mount design. Back wired.	L520-FO	3, 20	Pg. 259



L520-R



L520-P



L520-C



L520-FI



L520-FO

**Approvals:** 1.ASTA 2.CEBEC 3.CSA 4.DEMKO 5.PSE(JET) 6.EANSW(DFT) 7.FI 8.GS 9.IMQ 10.JET 11.JIS 12.KEMA 13.NEMKO 14.OVE 15.SAA 16.SABS 17.SEMKO 18.SEV 19.SII 20.UL 21.UTE 22.VDE 23.ISO 24.CCC 25.IRAM 26.BSI



© 2004 International Configurations, Inc. Entire contents of this catalog copyrighted. [www.InternationalConfig.com](http://www.InternationalConfig.com)

International Configurations, Inc. • P.O. Box 3374 • Enfield, Connecticut 06083 • TEL (860) 749-6380 • FAX (860) 749-2985 165



**NEMA L6-20 LOCKING DEVICES**  
**2 Pole 3 Wire Grounding**  
 20 Ampere 250 Volt



L620-R



L620-P



L620-C



L620-FO



L620-FI

Cat. No.	Approvals	Drawing	Description
L620-R	3, 20	Pg. 261	<b>Single receptacle.</b> Black. Back and side wired. Impact resistant nylon.
93191	3, 20	Pg. 257	<b>Stainless steel wall plate</b> for NEMA L6-20R receptacle. Type 302 SS.
L620-P	3, 20	Pg. 261	<b>Straight plug.</b> Black. Back wired. Impact resistant nylon. Cord grip range 0.275" - 0.780". Terminals accept #16-#10 AWG conductors. <b>NOTE:</b> See page 32 for cord sets with molded on NEMA L6-20P plugs.
L620-C	3, 20	Pg. 260	<b>Straight connector.</b> Black. Back wired. Impact resistant nylon. Cord grip range 0.275" - 0.780". Terminals accept #16-#10 AWG conductors.
L620-FI	3, 20	Pg. 261	<b>Flanged inlet.</b> Gray. Flush mount design. Back wired.
L620-FO	3, 20	Pg. 261	<b>Flanged outlet.</b> Gray. Flush mount design. Back wired.

**Approvals:** 1.ASTA 2.CEBEC 3.CSA 4.DEMKO 5.PSE(JET) 6.EANSW(DFT) 7.FI 8.GS 9.IMQ 10.JET 11.JIS 12.KEMA 13.NEMKO 14.OVE 15.SAA 16.SABS 17.SEMKO 18.SEV 19.SII 20.UL 21.UTE 22.VDE 23.ISO 24.CCC 25.IRAM 26.BSI



# NEMA L5-30 LOCKING DEVICES

## 2 Pole 3 Wire Grounding

30 Ampere 125 Volt



NEMA L5-30R NEMA L5-30P

Description	Cat. No.	Approvals	Drawing
<b>Single receptacle.</b> Black. Back and side wired. Impact resistant nylon.	L530-R	3, 20	Pg. 260
<b>Stainless steel wall plate</b> for NEMA L5-30R receptacle. Type 302 SS.	93191	3, 20	Pg. 257
<b>Straight plug.</b> Black. Back wired. Impact resistant nylon. Cord grip range 0.275" - 0.780". Terminals accept #16-#10 AWG conductors. <b>NOTE:</b> See page 33 for cord sets with molded on NEMA L5-30P plugs.	L530-P	3, 20	Pg. 260
<b>Straight connector.</b> Black. Back wired. Impact resistant nylon. Cord grip range 0.275" - 0.780". Terminals accept #16-#10 AWG conductors.	L530-C	3, 20	Pg. 260
<b>Flanged inlet.</b> Gray. Flush mount design. Back wired.	L530-FI	3, 20	Pg. 260
<b>Flanged outlet.</b> Gray. Flush mount design. Back wired.	L530-FO	3, 20	Pg. 260



L530-R



L530-P



L530-C



L530-FI




L530-FO

**Approvals:** 1.ASTA 2.CEBEC 3.CSA 4.DEMKO 5.PSE(JET) 6.EANSW(DFT) 7.FI 8.GS 9.IMQ 10.JET 11.JIS 12.KEMA 13.NEMKO 14.OVE 15.SAA 16.SABS 17.SEMKO 18.SEV 19.SII 20.UL 21.UTE 22.VDE 23.ISO 24.CCC 25.IRAM 26.BSI



**NEMA L6-30 LOCKING DEVICES**  
**2 Pole 3 Wire Grounding**  
 30 Ampere 250 Volt



L630-R



L630-P



L630-C



L630-FO



L630-FI

Cat. No.	Approvals	Drawing	Description
L630-R	3, 20	Pg. 261	<b>Single receptacle.</b> Black. Back and side wired. Impact resistant nylon.
93191	3, 20	Pg. 257	<b>Stainless steel wall plate</b> for NEMA L6-30R receptacle. Type 302 SS.
L630-P	3, 20	Pg. 261	<b>Straight plug.</b> Black. Back wired. Impact resistant nylon. Cord grip range 0.275" - 0.780". Terminals accept #16-#10 AWG conductors. <b>NOTE:</b> See page 33 for cord sets with molded on NEMA L6-30P plugs.
L630-C	3, 20	Pg. 261	<b>Straight connector.</b> Black. Back wired. Impact resistant nylon. Cord grip range 0.275" - 0.780". Terminals accept #16-#10 AWG conductors.
L630-FI	3, 20	Pg. 261	<b>Flanged inlet.</b> Gray. Flush mount design. Back wired.
L630-FO	3, 20	Pg. 261	<b>Flanged outlet.</b> Gray. Flush mount design. Back wired.

**Approvals:** 1.ASTA 2.CEBEC 3.CSA 4.DEMKO 5.PSE(JET) 6.EANSW(DFT) 7.FI 8.GS 9.IMQ 10.JET 11.JIS 12.KEMA 13.NEMKO 14.OVE 15.SAA 16.SABS 17.SEMKO 18.SEV 19.SII 20.UL 21.UTE 22.VDE 23.ISO 24.CCC 25.IRAM 26.BSI

© 2004 International Configurations, Inc. Entire contents of this catalog copyrighted. www.InternationalConfig.com

